

DART SERVICE BULLETIN

REF. TCCA STC: SH07-28
REF. FAA STC: SR02831NY

Dart Service Bulletin Number: **DSB-D212-725-1**

Purpose: **To update existing Eagle Single aircraft for compliance to latest certification requirements following FAA review**

Eligible Serial Numbers: **30687, 30931, 30576, 30817, 30599, 30544 and 30866**

Compliance: **This bulletin shall be complied with at the next 300 hour inspection (or earlier) or prior to FAA registration (whichever occurs first). The intent of this bulletin has been incorporated into Eagle Singles converted after June 2010.**

Description: To bring aircraft modified prior to FAA certification into compliance with FAA requirements the changes described by this Service Bulletin are mandatory. Compliance with this Service Bulletin requires the parts listed in Table 1 below. These parts will be provided free of charge by Eagle Copters. Note that the DSB-D212-725-1-011 kit is applicable to all Eagle Single s/n's except 30866 and 30544. The DSB-D212-725-1-013 kit is applicable to Eagle Single s/n 30866 and the DSB-D212-725-1-015 kit is applicable to Eagle Single s/n 30544.

Parts List: Table 1

QTY -011	QTY -013	QTY. -015	PART NUMBER	DESCRIPTION
X			DSB-D212-725-1-011	FAA CERTIFICATION UPGRADE KIT (STD)
	X		DSB-D212-725-1-013	FAA CERTIFICATION UPGRADE KIT (S/N 30866)
		X	DSB-D212-725-1-015	FAA CERTIFICATION UPGRADE KIT (S/N 30544)
1	1	1	D212-725-6-007 REV. E	VNE PLACARD
1	1	1	D212-725-6-009 REV. E	FUEL QUANTITY PLACARD
1	1	1	D212-725-6-011 REV. E	SUPPLEMENTARY DATA PLATE
1		1	D205-770-011	REPLACEMENT ENGINE MOUNT KIT
2	2	2	5A58.22.18K.28.1.HN	AIRSPEED INDICATOR
2		2	RCA 2600-3	ATTITUDE INDICATOR
	1	1	65000-031	ENGINE OIL TEMPERATURE/PRESSURE GAUGE
1	1	1	FMS-D212-725-1 REV. F	FLIGHT MANUAL SUPPLEMENT UPDATE
1		1	M81969/19-06	REMOVAL TOOL
1		1	M81969/17-03	INSERTION TOOL

CANADA DEPARTMENT OF TRANSPORT AIRCRAFT CERTIFICATION BRANCH DAO # 01-O-01	
APPROVED	
BY:	
	D. SHEPHERD (DE # 02)
DATE:	10.08.12
CERT. NO.:	SH07-28
ISSUE NO.:	2

B	ADD FAA STC NUMBER, SHEET 3, CLARIFY NOTE 6		10.08.12
A	NEW ISSUE	HS	10.05.21
REV.	DESCRIPTION	BY	DATE
DESIGN	N/A	DART AEROSPACE LTD	
DRAWN		HAWKESBURY, ONTARIO, CANADA	
CHECKED		DRAWING NO.	REV. B
MFG. APPR.	N/A	DSB-D212-725-1	SHEET 1 OF 6
APPROVED		TITLE	SCALE
DE APPR.		SERVICE BULLETIN	NTS
DATE	10.08.12	<small>COPYRIGHT © 2010 BY DART AEROSPACE LTD THIS DOCUMENT IS PRIVATE AND CONFIDENTIAL AND IS SUPPLIED ON THE EXPRESS CONDITION THAT IT IS NOT TO BE USED FOR ANY PURPOSE OR COPIED OR COMMUNICATED TO ANY OTHER PERSON WITHOUT WRITTEN PERMISSION FROM DART AEROSPACE LTD.</small>	

Procedure:

- 1) The D212-725-6-007 Rev. E VNE Placard (shown in Figure 1 below) must be installed over the existing VNE placard on the aircraft instrument panel.

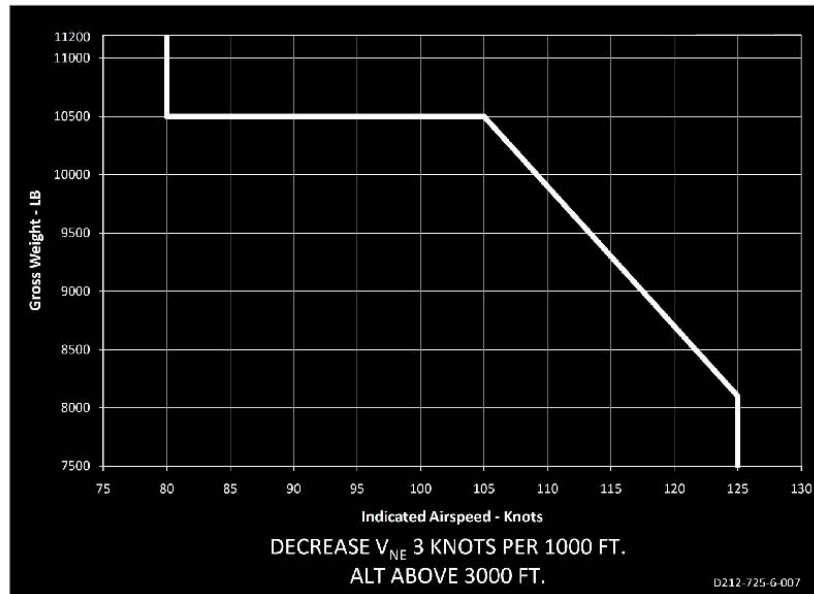


FIGURE 1: D212-725-6-007 VNE PLACARD

- 2) The D212-725-6-009 Rev. E Fuel Quantity Placard (shown in Figure 2 below) must be installed on the instrument panel if the existing fuel quantity placard is covered by the new D212-725-6-007 Placard.



FIGURE 2: D212-725-6-009 FUEL QUANTITY PLACARD

DESIGN	N/A	DART AEROSPACE LTD HAWKESBURY, ONTARIO, CANADA	
DRAWN	<i>[Signature]</i>		
CHECKED	<i>[Signature]</i>	DRAWING NO.	REV. B
MFG. APPR.	N/A	DSB-D212-725-1	SHEET 2 OF 6
APPROVED	<i>[Signature]</i>	TITLE	SCALE
DE APPR.	<i>[Signature]</i>	SERVICE BULLETIN	NTS
DATE	10.08.12	<small>COPYRIGHT © 2010 BY DART AEROSPACE LTD THIS DOCUMENT IS PRIVATE AND CONFIDENTIAL AND IS SUPPLIED ON THE EXPRESS CONDITION THAT IT IS NOT TO BE USED FOR ANY PURPOSE OR COPIED OR COMMUNICATED TO ANY OTHER PERSON WITHOUT WRITTEN PERMISSION FROM DART AEROSPACE LTD.</small>	

- 3) The D212-725-6-011 Rev. E Supplementary Data Plate (shown in Figure 3 below) must be installed near the aircraft data plate as shown in Figure 4.

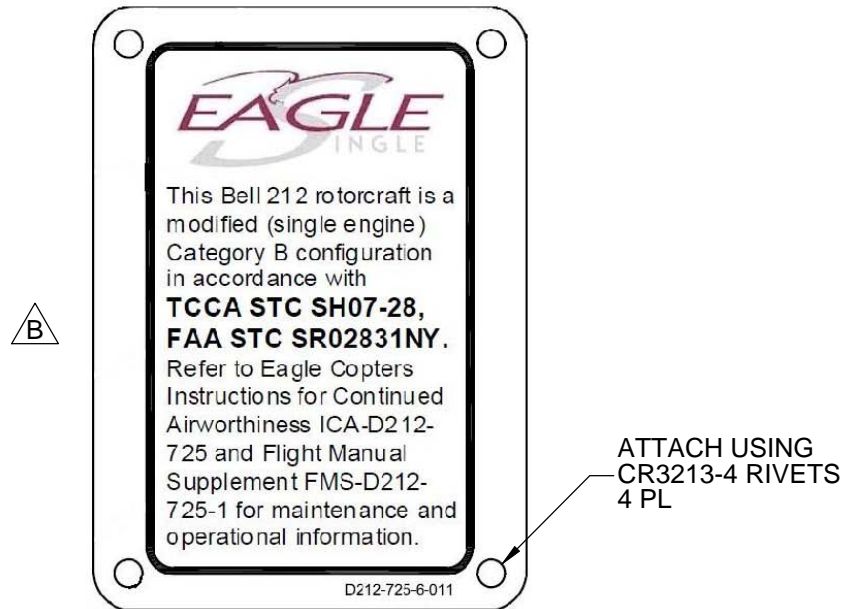


FIGURE 3: D212-725-6-011 SUPPLEMENTARY DATA PLATE

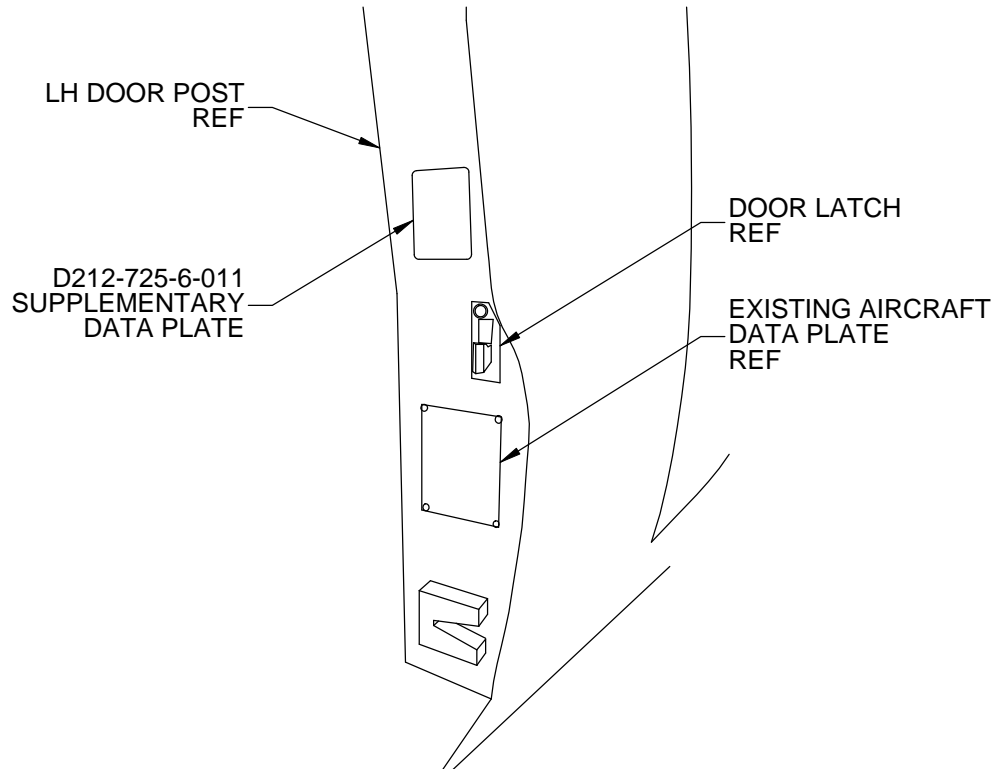


FIGURE 4: D212-725-6-011 SUPPLEMENTARY DATA PLATE INSTALLATION

DESIGN	N/A	DART AEROSPACE LTD HAWKESBURY, ONTARIO, CANADA	
DRAWN	<i>[Signature]</i>		
CHECKED	<i>[Signature]</i>	DRAWING NO.	REV. B
MFG. APPR.	N/A	DSB-D212-725-1	SHEET 3 OF 6
APPROVED	<i>[Signature]</i>	TITLE	SCALE
DE APPR.	<i>[Signature]</i>	SERVICE BULLETIN	NTS
DATE	10.08.12	<small>COPYRIGHT © 2010 BY DART AEROSPACE LTD THIS DOCUMENT IS PRIVATE AND CONFIDENTIAL AND IS SUPPLIED ON THE EXPRESS CONDITION THAT IT IS NOT TO BE USED FOR ANY PURPOSE OR COPIED OR COMMUNICATED TO ANY OTHER PERSON WITHOUT WRITTEN PERMISSION FROM DART AEROSPACE LTD.</small>	

- 4) Remove existing engine mounts and replace with Dart D205-770-011 Replacement Engine Mount Kit per IIN-D205-770 (provided with replacement engine mount kit). The D205-770-011 Replacement Engine Mount Kit is already installed on aircraft s/n 30866.
- 5) Remove existing p/n 5A58.22.18K.22.1EN airspeed indicators (redlined at 130 kias) and replace with p/n 5A58.22.18K.22.1HN airspeed indicators (redlined at 125 kias) (shown in Figure 5 below).

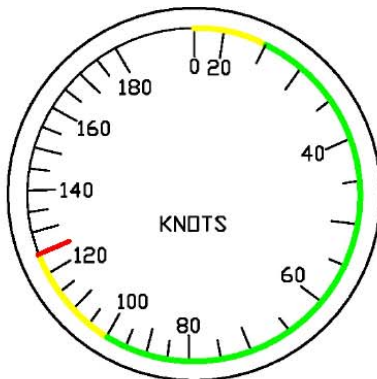


FIGURE 5: 5A58.22.18K.22.1HN AIRSPEED INDICATOR

- 6) Remove existing p/n 4300-311 attitude indicators (analog). Remove lighting wires L95C20, L97C20, L51F20, L58E20 from pins B and D from the indicator connectors P14, P15 as shown below using M81969/19-06 removal tool provided and cap and stow. Remove power wires PH1A20, CH1A20 from pin C of connector P14 and P15 using removal tool M81969/19-06 and insert into pin B of P14 and P15 using insertion tool M81969/17-03 provided. Install p/n RCA 2600-3 attitude indicator (digital) shown in Figure 6 below and connect cannon plugs, P14, P15. Apply power to both indicators and verify proper operation. The p/n RCA 2600-3 attitude indicators are already installed on aircraft s/n 30866.

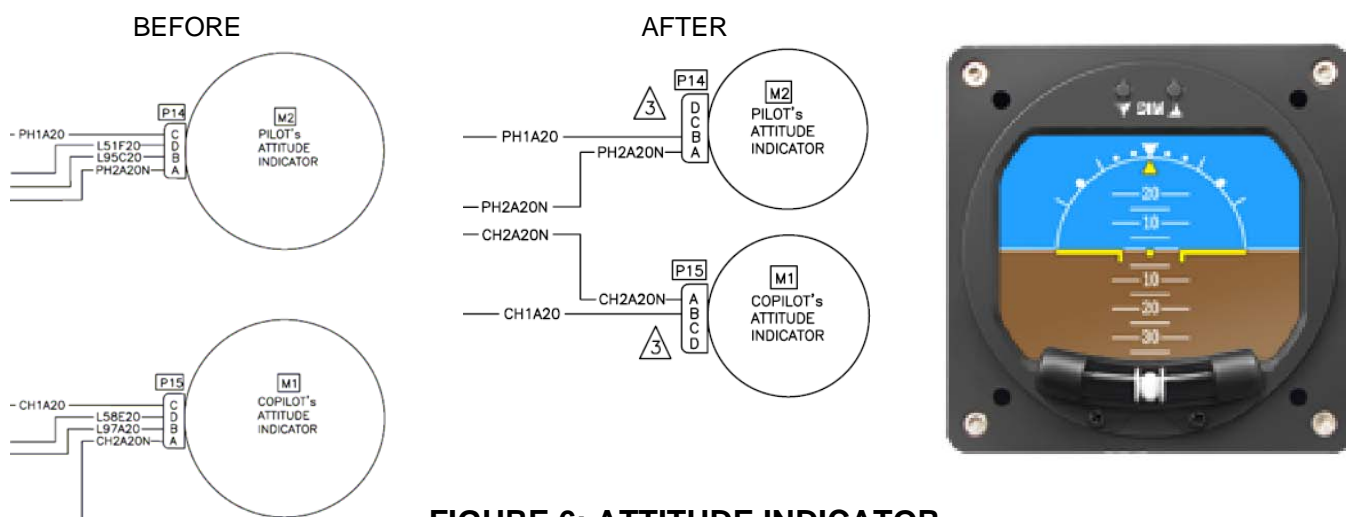


FIGURE 6: ATTITUDE INDICATOR

DESIGN	N/A	DART AEROSPACE LTD HAWKESBURY, ONTARIO, CANADA	
DRAWN	<i>[Signature]</i>		
CHECKED	<i>[Signature]</i>	DRAWING NO.	REV. B
MFG. APPR.	N/A	DSB-D212-725-1	SHEET 4 OF 6
APPROVED	<i>[Signature]</i>	TITLE	SCALE
DE APPR.	<i>[Signature]</i>	SERVICE BULLETIN	NTS
DATE	10.08.12	<small>COPYRIGHT © 2010 BY DART AEROSPACE LTD THIS DOCUMENT IS PRIVATE AND CONFIDENTIAL AND IS SUPPLIED ON THE EXPRESS CONDITION THAT IT IS NOT TO BE USED FOR ANY PURPOSE OR COPIED OR COMMUNICATED TO ANY OTHER PERSON WITHOUT WRITTEN PERMISSION FROM DART AEROSPACE LTD.</small>	

- 7) Remove the p/n 65000-017 engine oil temperature/pressure indicator and replace with p/n 65000-031 engine oil temperature/pressure indicator (shown in Figure 7 below). This new engine oil temperature/pressure indicator is applicable only to aircraft s/n 30544 and 30866.

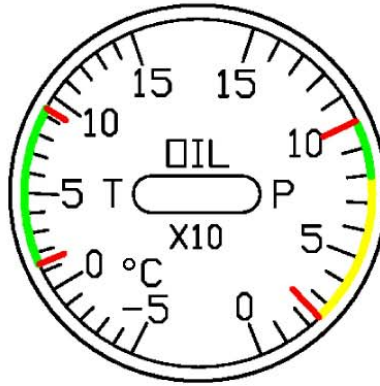


FIGURE 7: 65000-031 ENGINE OIL TEMPERATURE/PRESSURE INDICATOR

- 8) Update FMS-D212-725-1 to Rev. F by inserting Rev. F pages provided with the DSB-D212-725-1-011/-013/-015 and removing superceded pages. Ensure updated FMS is placed back into aircraft.
- 9) Notify Eagle Copters that this Service Bulletin has been accomplished by filling out the attached form (see Sheet 6) and faxing it to 403-717-1288.
- 10) Make entry in aircraft technical records to indicate that DSB-D212-725-1 Rev. B has been accomplished.

DESIGN	N/A	DART AEROSPACE LTD HAWKESBURY, ONTARIO, CANADA
DRAWN	<i>[Signature]</i>	
CHECKED	<i>[Signature]</i>	DRAWING NO. DSB-D212-725-1 REV. B
MFG. APPR.	N/A	SHEET 5 OF 6
APPROVED	<i>[Signature]</i>	TITLE SERVICE BULLETIN SCALE
DE APPR.	<i>[Signature]</i>	NTS
DATE	10.08.12	<small>COPYRIGHT © 2010 BY DART AEROSPACE LTD THIS DOCUMENT IS PRIVATE AND CONFIDENTIAL AND IS SUPPLIED ON THE EXPRESS CONDITION THAT IT IS NOT TO BE USED FOR ANY PURPOSE OR COPIED OR COMMUNICATED TO ANY OTHER PERSON WITHOUT WRITTEN PERMISSION FROM DART AEROSPACE LTD.</small>

NOTIFY EAGLE COPTERS THAT THE DSB-D212-725-1 HAS BEEN INCORPORATED INTO THE AIRCRAFT LISTED BELOW.

AIRCRAFT SERIAL NUMBER: _____

AIRCRAFT OWNER: _____

DATE DSB-D212-725-1 WAS INCORPORATED ON THE ABOVE AIRCRAFT:





SIGNATURE OF PERSON RESPONSIBLE FOR ENTRY INTO AIRCRAFT TECHNICAL RECORD:

PRINT NAME OF PERSON RESPONSIBLE FOR ENTRY INTO AIRCRAFT TECHNICAL RECORD:

Send this page via fax to: 403-717-1288

or

Email this page to: dshepherd@dartaero.com

DESIGN	N/A	DART AEROSPACE LTD	
DRAWN		HAWKESBURY, ONTARIO, CANADA	
CHECKED		DRAWING NO.	REV. B
MFG. APPR.	N/A	DSB-D212-725-1	SHEET 6 OF 6
APPROVED		TITLE	SCALE
DE APPR.		SERVICE BULLETIN	NTS
DATE	10.08.12	COPYRIGHT © 2010 BY DART AEROSPACE LTD THIS DOCUMENT IS PRIVATE AND CONFIDENTIAL AND IS SUPPLIED ON THE EXPRESS CONDITION THAT IT IS NOT TO BE USED FOR ANY PURPOSE OR COPIED OR COMMUNICATED TO ANY OTHER PERSON WITHOUT WRITTEN PERMISSION FROM DART AEROSPACE LTD.	